



MINECRAFT ONEBLOCK EXTREME

FROM ONE TO INFINITY

Description

Oneblock Exrteme is a modified survival map concept from Oneblock. You will standing a floating grass block floating from void at the beggining, and mine the grass block over and over. Not just grass, you can craft almost all the material start from grass, And aimed to defeat the Ender Dragon.

Special Features

Oneblock Exrteme have some special features which can guide you to explore and expand your floating grass:

- I. Unique Crafting Recipes
- II. More types of Ememy Mobs
- III. New advancements
- IV. Wandering trader trades more items
- V. More items in fishing
- VI. End portal
- VII. Amethyst Geode
- VIII. Sculk Shrieker

Objective

Same as Minecraft, You can set your goal as defeat the ender dragon. but that is just one of oneblock extreme advancement. Try to get all the advancement provided as your final goal!

Credits:

Cnonehk - Map recreator

Crepi - map creator, builder, original idea



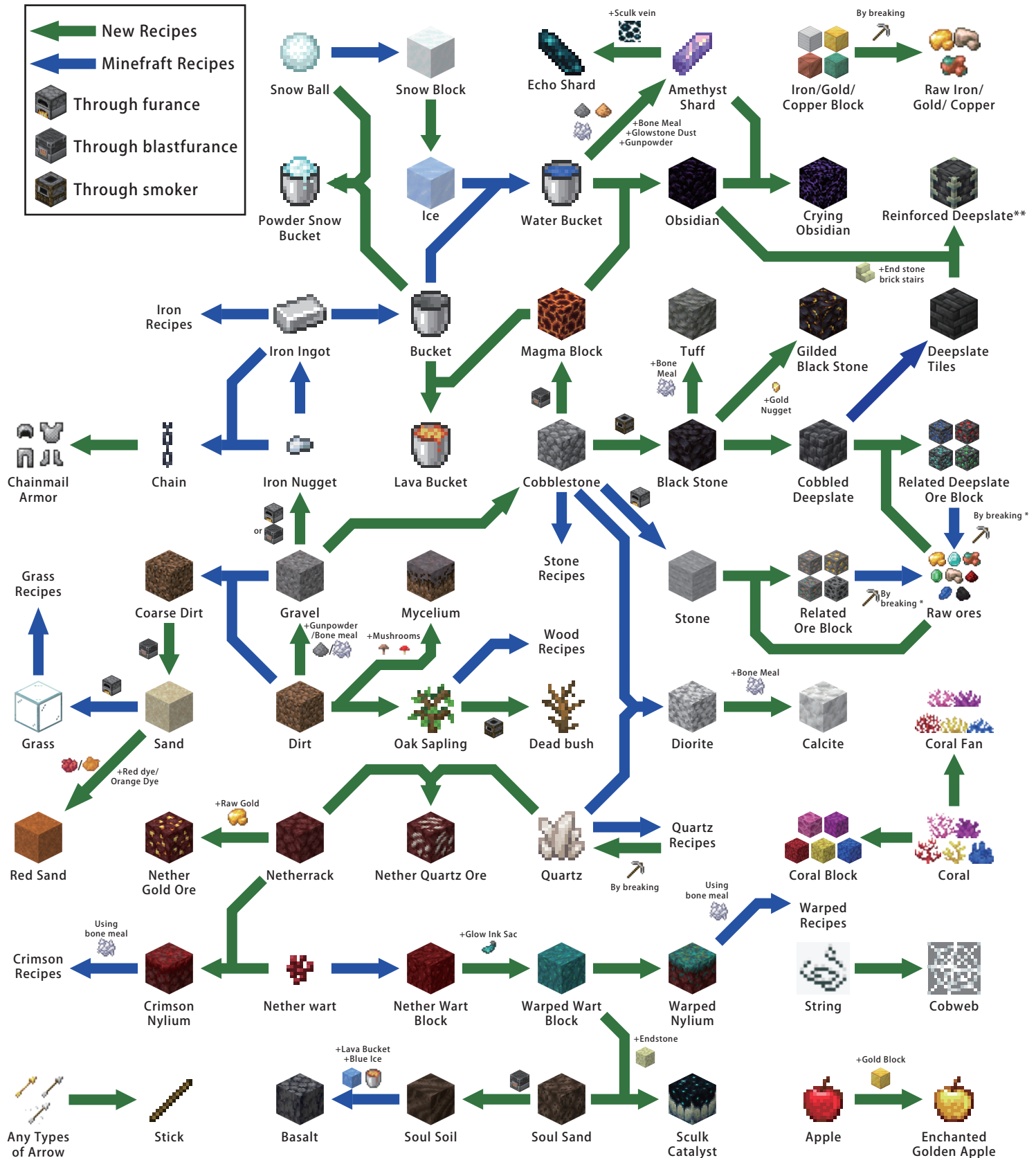
MINECRAFT ONEBLOCK EXTREME

FROM ONE TO INFINITY

Unique Crafting Recipes



You can craft more then playing standard survival. this diagram shows what type of block can be made:



Notes: (*)Breaking ore blocks will always drop 1 ore, no matter using fortune pickaxe.

(**)Breaking reinforced deepslate can drop itself.





MINECRAFT ONEBLOCK EXTREME

FROM ONE TO INFINITY

More types of Mobs(Overworld)



In Oneblock Extreme, you can spawn, create or transform mobs. They also have some extra drops which helps your Oneblock. Here the information how you can make these mobs alive:

| Mob Type | How to make it | Extra Drops |
|---|--|---|
|  Stray | Every 1 in 4 Skeletons will transformed to stray when spawning in Overworld. |  Snowball |
|  Husk | When Zombie is Buring , It will transformed if standing on Sand . | N/A |
|  Cave Spider | Splash a Potion of Swiftess to any Spider . The same effect from beacon is not available. | N/A |
|  Ocelot | Cats will transform to ocelot if more then 3 cats and less then 2 ocelots within 48 blocks in your overworld. | N/A |
|  Drowned | Let zombie drowned . Some of the drowned will bring trident or nautilus shell. |  Prismarine Shard  Prismarine crystals  Copper Ingot in Higher Chance |
|  Axolotl | Every 1 in 6 Glow squid will transform to Axolotl when spawning. This will not happen if more then 4 Axolotls exists within 48 blocks. | N/A |
|  Squid | Every 1 in 2 Glow squid will transform to Squid when spawning. | N/A |
|  Guardian | Splash a Potion of Poison to any Squid or Glow squid . | N/A |
|  Elder Guardian | Splash a Enchanted Potion of Poison to any Squid or Glow squid when more then 6 Guardians exists within 12 blocks. This will not happen if any Elder Guardian exists in 48 blocks. |  Heart of the Sea |
|  Mooshroom | Cows will Transform to Mooshroom when it standing on Mycelium . | N/A |
|  Enderman | Spawn as normal. |  End stone |

















MINECRAFT ONEBLOCK EXTREME

FROM ONE TO INFINITY

More types of Mobs(Nether)



| Mob Type | How to make it | Extra Drops |
|--|--|---|
|  Piglins/ Zombified Piglins | Spawn as normal. |  Glowstone dust  Netherrack  Soul sand |
|  Piglin Brute | Splash a Enhanced Potion of Strength to any Piglin . The same effect from beacon is not available. The transformed piglin brute has 25 health. |  Glowstone dust  Netherrack  Soul sand |
|  Nether Skeleton | Every 1 in 4 Zombified Piglins will transform to Nether Skeleton when spawning. |  Stone Sword |
|  Blaze | Let Nether Skeleton in Nether Burn . | N/A |
|  Wither Skeleton | Let Nether Skeleton in Nether touch Wither Rose . | N/A |
|  Baby Hoglin | Pigs in Overworld will transform to Baby Hoglin after they arrived Nether . | N/A |
|  Frog (White) | Any green and orange Frogs will transform to White color after they arrived Nether . | N/A |



MINECRAFT ONEBLOCK EXTREME

FROM ONE TO INFINITY






























Wandering Trader Trades More






















The wandering trader in Oneblock trades become more useful. They appear more frequency as every 3 days. Although trader never trade some items to player, but he brings 2 extra items to trade.

The list below is what they can trade:

(Item in red are extra item only in Oneblock Extreme)



| Item | Trade Limit | Price |
|---|-------------|---|
|  Allium | 12 | 1  |
|  Beetroot seeds | | |
|  Brown mushroom | | |
|  Fern | | |
|  Melon seeds | | |
|  Orange tulip | | |
|  Pink tulip | | |
|  Pumpkin seeds | | |
|  Red mushroom | | |
|  Red tulip | | |
|  White tulip | | |
|  Blue orchid | | |
|  Glow berries | 8 | |
|  Glow lichen x2 | | |
|  Nether wart | | |
|  Sugar cane | | |
|  Sweet berries | | |
|  Lili of the valley | 7 | |
|  Moss block x2 | 5 | |
|  Pointed dripstone x2 | | |
|  Small dripleaf x2 | | |
|  Wither rose | | |
|  Frogspawn | 6 | 2  |
|  Allay spawn egg | | |
|  Parrot spawn egg | | |
|  Rabbit spawn egg | | |
|  Sea pickle | 5 | |

| Item | Trade Limit | Price |
|--|-------------|---|
|  Brain coral x4 | 8 | 3  |
|  Bubble coral x4 | | |
|  Cactus | | |
|  Fire coral x4 | | |
|  Horn coral x4 | | |
|  Tube coral x4 | | |
|  Wolf spawn egg | 4 | 4  |
|  Goat spawn egg | 2 | |
|  Acacia sapling | 8 | 5  |
|  Birch sapling | | |
|  Dark oak sapling | | |
|  Jungle sapling | | |
|  Mangrove propagule | | |
|  Spruce sapling | | |
|  Diamond | 5 | 2 |
|  Donkey spawn egg | 4 | |
|  Dolphin spawn egg | 2 | |
|  Llama spawn egg | | |

| Item | Trade Limit | Requirement |
|---|-------------|--|
|  Ancient Debris x2 | 12 | 1  Emerald 1  Wither Skeleton Skull |
|  Fox spawn egg | 4 | 5  Emerald 8  Sweet berries |
|  Panda spawn egg | 2 | 5  Emerald 8  Bamboo |
|  Polar spawn egg | 2 | 5  Emerald 1  Blue Ice |
|  Shulker spawn egg | 4 | 3  Emerald 4  Shulker Shell |



MINECRAFT ONEBLOCK EXTREME


























FROM ONE TO INFINITY

More Items from fishing

You can Fish more items while fishing.

The list below shows what you can get from fishing:

(Item in red are extra item only in Oneblock Extreme)

| Type | Item | Property | Property (LotS III) |
|----------|--|----------|---------------------|
| Fish |  All Types of Fish | 70% | 58% |
| Junk |  Lily Pad | 2.76% | 3.09% |
| |  Bone | 1.52% | 1.71% |
| |  Bowl | | |
| |  Tripwire hook | | |
| |  Rotten flesh | | |
| |  Bamboo | | |
| |  Book | | |
| |  Kelp | | |
| |  Turtle egg | | |
| |  Cocoa beans | | |
| |  Infested mossy stone bricks | | |
| |  Leather boots | | |
| |  Water bottle | | |
| |  String | 0.76% | 0.85% |
| |  Ink sac | | |
| |  Stick | | |
| |  Fishing rod | 0.30% | 0.34% |
| Treasure |  Name tag | 0.82% | 2.29% |
| |  saddle | | |
| |  Wet sponge | | |
| |  Enchanted bow | | |
| |  Enchanted fishing rod | | |
| |  Enchanted book | | |
| |  Nautilus shell | | |

Credits:

Cnonehk - Map recreator

Crepi - map creator, builder, original idea



MINECRAFT ONEBLOCK EXTREME

FROM ONE TO INFINITY

New Advancements

Oneblock Extreme has modified the advancements which guide you to reach the goals. Major of advancements in original minecraft also available.

The listed advancements is removed at Oneblock Extreme:


| Name | Description |
|--------------------------|--|
| ----- | ----- |
| Adventure | Adventure, exploration, and combat |
| Adventuring Time | Discover every biome |
| A Terrible Fortress | Break your way into a Nether Fortress |
| Hot Tourist Destinations | Explore all Nether biomes |
| Subspace Bubble | Use the Nether to travel 7 km in the Overworld |
| Those Were the Days | Enter a Bastion Remnant |
| War Pigs | Loot a chest in a Bastion Remnant |

All other Advanture advancements is moved to different catalogue.

End Portal

In Oneblock Extreme, you can make an end portal in anywhere!


To build a portal, First, make a structure in overworld same as below:



Then, wait for a thunder weater. the structure will transform to end portal when Lightning strikes. You can also make a Lightning manually by throwing a trident which enchanted with Channeling to the lightning rod in middle.

The crying obsidian will return to obsidian, you can mine it before activate the portal.

To Destroy a portal wherever it's activated or not, You can place 4 copper block in each corner. Copper block can be waxed, but cannot be oxidated. Then put a lighting rod on any corner, and wait for a Lightning strikes.



The portal will drop ender eyes and end stones when destroyed.



MINECRAFT ONEBLOCK EXTREME

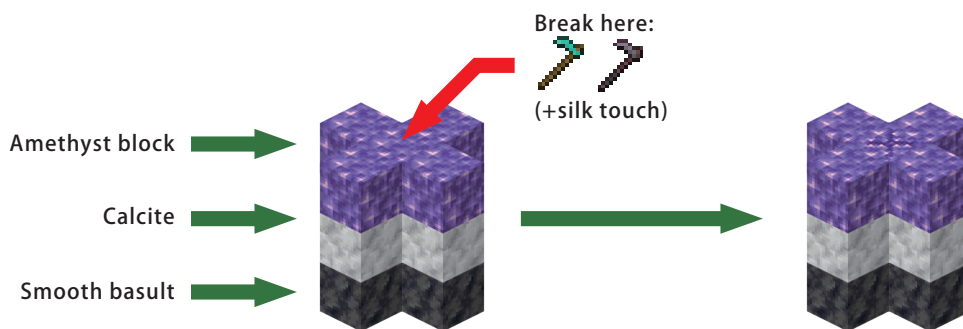
FROM ONE TO INFINITY

Amethyst Geode



Not Just end portal, you also can build farmable Amethyst geode on your Oneblock!

First, Build a 3 layer of cross stack like below:



Then, break the **center of Amethyst block** using **diamond or netherite hoe with silk touch enchantment**. This way will not actually break the block, but it will change to budding amethyst.

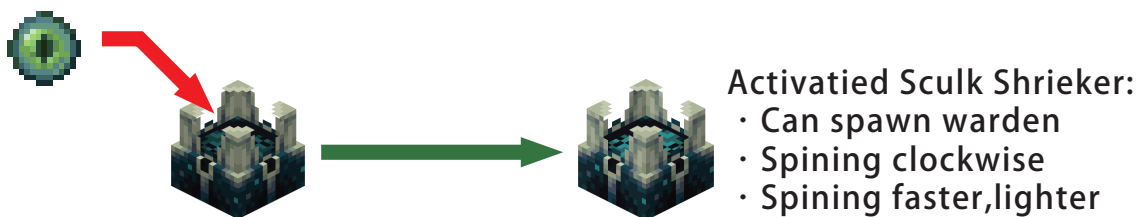
Once budding amethyst is made, you can break other block to make another one. This block can be built at any direction.

Sculk Shrieker



In Oneblock Extreme, you can also spawn warden manually!

When you've got a Sculk Catalyst by crafting, You can bloom Catalyst until it spawns Sculk Shrieker. But these Sculk Shriekers cannot spawn warden. You can **"Activate" Sculk Shriekers** by **dropping (not use) an ender eye on it** in Oneblock.



The activatied Sculk Shrieker **can spawn warden** by **standing on it** or **react from sculk sensor**. It will **deactivate** once **warden is spawned nearby**.

Hope you enjoy Oneblock Extreme!

Credits:

Cnonehk - Map recreator

Crepi - map creator, builder, original idea